



# Webforum

Release notes for version 16.3

## Contents

<b>About this document</b> .....	<b>3</b>
<b>Overview</b> .....	<b>4</b>
<b>Start page</b> .....	<b>5</b>
New calendar .....	5
<b>Documents</b> .....	<b>6</b>
Reviews and approvals are automatically finished .....	6
Comments can be exported.....	6
Document aliases tab .....	6
See permission settings for groups .....	7
Rasterex HTML5 used in Internet Explorer .....	7
<b>Calendar</b> .....	<b>8</b>
New calendar dialog with new functionality .....	8
<b>Projects</b> .....	<b>9</b>
New project status "On hold" .....	9
New colour status "Grey" .....	9
Project documents module recycle bin .....	9
Easier to create project folder .....	9
<b>Issues</b> .....	<b>10</b>
Store the user's position when an issue is created .....	10
Email to list.....	11
Mass update issue type .....	12
Assign issues to groups .....	12
<b>API</b> .....	<b>13</b>
New API for integration with other systems .....	13

## About this document

This document describes the main new functionality in the Webforum 16.3 release.

If you are interested in getting access to functionality that you currently do not have, please contact Webforum or a Webforum partner.

# Overview

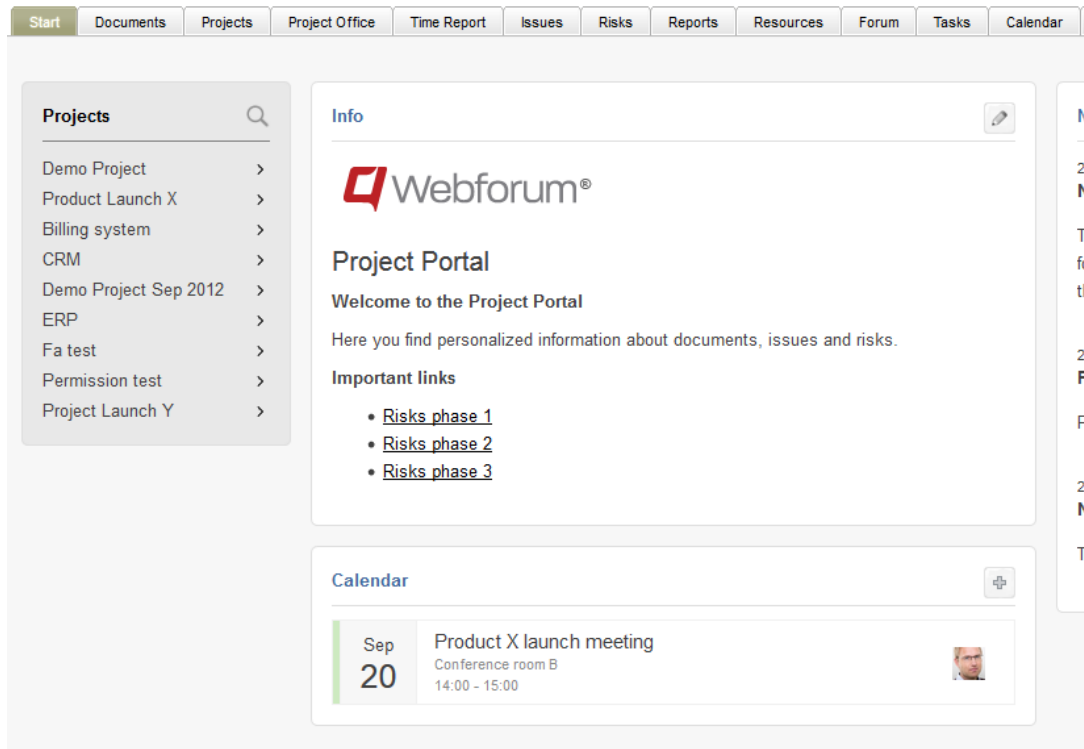
The following functionality is new:

<b>Module/Function</b>	<b>Description of changes</b>
<b>Start page</b>	New calendar
<b>Documents</b>	Reviews and approvals are automatically finished
	Comments can be exported
	Document aliases tab
	See permission settings for groups
	Rasterex HTML5 used in Internet Explorer
<b>Calendar</b>	New calendar dialog with new functionality
<b>Projects</b>	New project status “On hold”
	New colour status “Grey”
	Project documents module recycle bin
	Easier to create project folder
<b>Issues</b>	Store the user’s position when an issue is created
	Email to list
	Mass update issue type
	Assign issues to groups
<b>API</b>	New API for integration with other systems

# Start page

## ***New calendar***

It is now possible to display a calendar on the start page. It shows meetings that the current user is invited to or has been given permission to see. The meetings are fetched from the Calendar module. Read more about the new calendar functionality below.



The screenshot displays the Webforum Start page interface. At the top, a navigation bar includes tabs for Start, Documents, Projects, Project Office, Time Report, Issues, Risks, Reports, Resources, Forum, Tasks, and Calendar. The main content area is divided into several sections:

- Projects:** A sidebar menu with a search icon and a list of project items: Demo Project, Product Launch X, Billing system, CRM, Demo Project Sep 2012, ERP, Fa test, Permission test, and Project Launch Y. Each item has a right-pointing chevron.
- Info:** A central panel with the Webforum logo and the heading "Project Portal". Below the heading is a welcome message: "Welcome to the Project Portal" and "Here you find personalized information about documents, issues and risks." Underneath, there is a section titled "Important links" with three bullet points: [Risks phase 1](#), [Risks phase 2](#), and [Risks phase 3](#).
- Calendar:** A panel at the bottom showing a calendar view for September. The date "Sep 20" is highlighted. A meeting event is displayed: "Product X launch meeting" in Conference room B, from 14:00 to 15:00. A small profile picture of a man is visible next to the meeting details.

On the right side of the page, there is a vertical sidebar with a list of items: N, 2, N, TI, fo, th, 2, P, P, 2, N, TI.

# Documents

## ***Reviews and approvals are automatically finished***

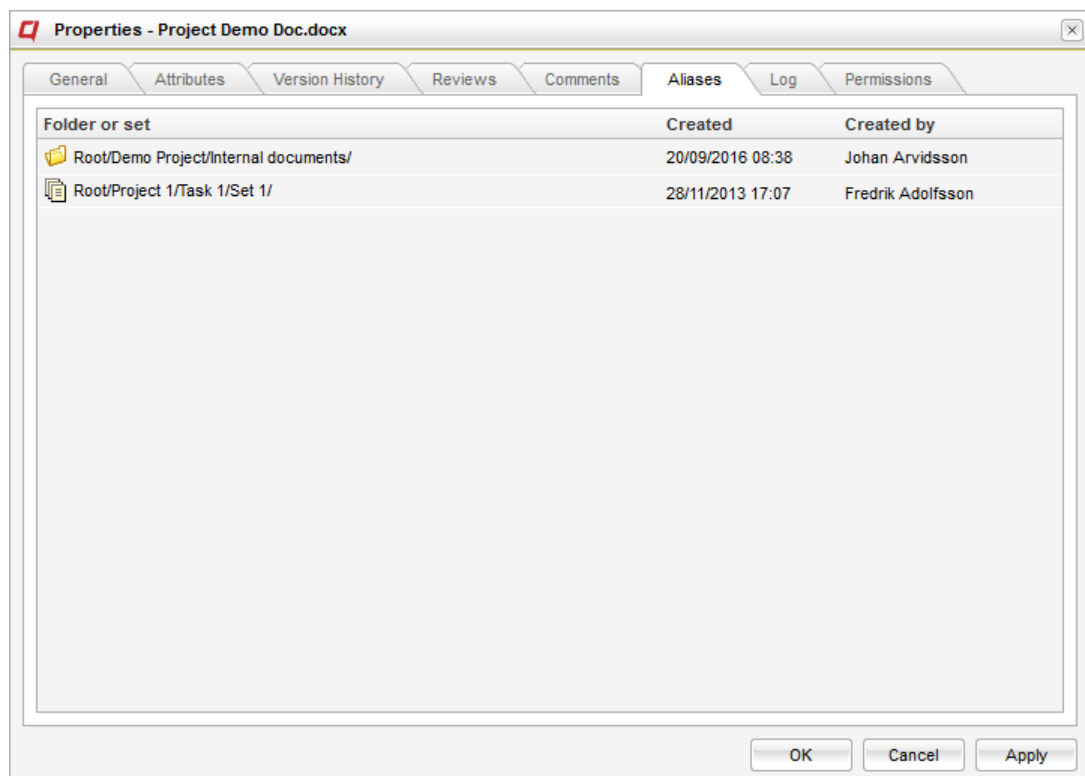
Reviews and approvals are now automatically finished when all participants have responded. It is still possible to finish them manually.

## ***Comments can be exported***

It is now possible to include comments in the document export. The comment field is selected for export in the same way as other fields.

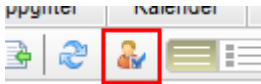
## ***Document aliases tab***

There is a new tab "Aliases" on the document properties dialog. This tab shows the location of all aliases created for the document. It also lists all document sets that contain the document. The tab can be accessed from the document menu.



### ***See permission settings for groups***

It is already possible to see what permissions a user has in the document archive, It is now also possible to select a group and see what permission settings exist for this group on documents and folders. (Users in the group can have different permissions if they are a member of another group or if permissions have been set up for the users.) This functionality is accessed via the icon “Show permissions” in the toolbar.



### ***Rasterex HTML5 used in Internet Explorer***

The HTML5 version of the Rasterex document viewer is now used in Internet Explorer. It has already been used in Chrome and Firefox. The functionality is the same as in the old version of Rasterex.

# Calendar

## ***New calendar dialog with new functionality***

The meeting dialog in the calendar module has been modernized. It is now possible to create meetings without participants and specify which users should be able to see the meeting. This can be used for informing a select group of users about an upcoming event, for example. The meetings are now also shown on the start page (see above).

### New meeting ✕

1. Details 2. Documents 3. Participants 4. Visibility

Name:

Date:   -    All day

Location:

Description:

[Cancel](#) [Next](#) [Finish](#)



# Projects

## ***New project status "On hold"***

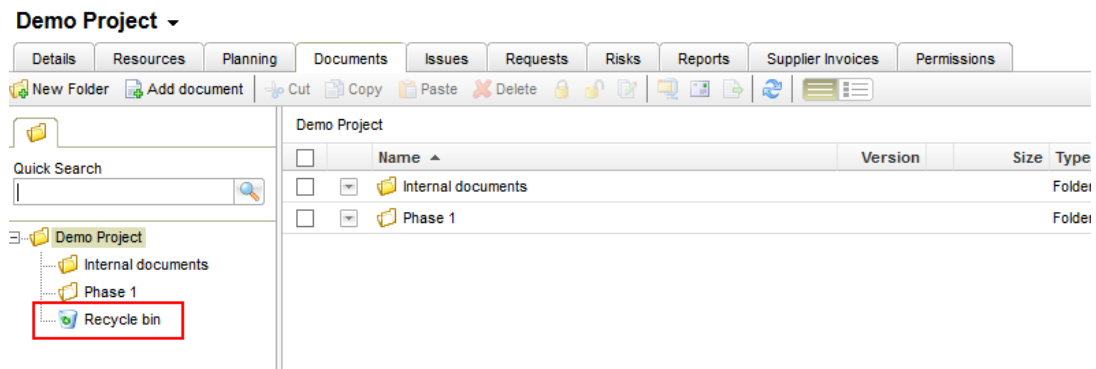
A new project status "On hold" has been added. A project can now have one of the following status values: "Not started", "In progress", "On hold", "Finished".

## ***New colour status "Grey"***

Colour status can now be set to Grey for project activities and project status fields. The available colours are Grey, Green, Yellow, and Red.

## ***Project documents module recycle bin***

The recycle bin is now displayed in the project level document module. It only contains documents deleted from the project. The same permissions apply for access to the project level recycle bins as to the workspace level recycle bin.



## ***Easier to create project folder***

Users no longer need Create permission on the top folder to turn on "project folders" for a project (which is the same as turning on the project level Documents module for the project).

# Issues

## ***Store the user's position when an issue is created***

The user's position (latitude and longitude) can be stored when an issue is created. The coordinates will be stored if the user's device (eg a smartphone) supports this and the user consents.

The positions is show on the issue details page:

Reporter  
Arvidsson, Johan (johan.arvidsson@)

Assigned to group  
Project Managers

Assigned to user  
Unassigned

[Manage assignments](#)

Issue Type  
Standard

Status  
Ny

Color Status  
Grey

Resolution

Created by:  
Johan Arvidsson 18/09/2016

Modified by:  
Johan Arvidsson 18/09/2016

Latitude
59.1890012154307
Longitude
17.7582697975579

A setting on the issue type determines if this feature is on or off:

**New Issue Type**

Name \*

Fields

Available Fields	Selected Fields
Severity	
Priority	
Found in release	
Fixed in version	
Additional information	

Add Field

Position  Store user position (latitude and longitude) when available

Separate list

### ***Email to list***

It is now possible to create list records by emailing to lists on the projects. The list's email address is located in the lower right corner of the list page.

**Demo Project** ▾

Details Resources Planning Documents Issues Requests Risks Reports Supplier Invoices Permissions

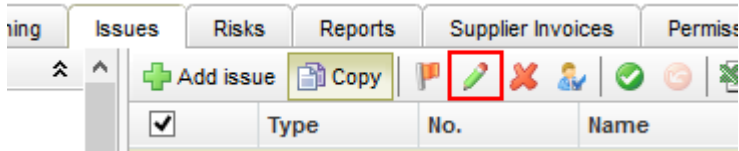
Filters (None) Manage Filters Save Filter Clear Filter Search

No.	Name	Status	Color Status	Created Date	Reporter	Assigned to	Modified Date
18	Upgrade my ...	New	●	31/05/2016	Johan Arvid...		31/05/2016

Use this e-mail address to send issues to the list: [gaae9ff0@inbox.webforumtest.com](mailto:gaae9ff0@inbox.webforumtest.com) 1 reco

### **Mass update issue type**

Issue type can now be updated for several issues at a time. This feature has been added to the existing mass update dialog and is available on the project level. It's possible to change to all issue types that aren't set up as separate lists and to all issue types that are lists and are connected to the project. Only administrators can use this new feature.



### **Assign issues to groups**

Administrators can set up one or more groups as "issue assignment groups". This is done in Admin. When such groups have been defined it is possible to assign issues to them, instead of (or in combination with) assigning to individual users.

Project Name

Reporter

Assigned to group

Assigned to user

# API

## ***New API for integration with other systems***

The Webforum API for integration with other systems has been redesigned. It has methods for fetching and storing documents and other data.