



Webforum

Release notes for version 17.1

Contents

About this document.....	3
Overview	4
Documents.....	5
Simplified document menu	5
Export metadata for a folder	5
Set a new name when a document is uploaded.....	6
Set metadata when documents are pasted	6
Project level document import	7
Project level administrator permission	7
Possibility to let users see permission settings.....	7
Issues/Lists.....	8
Risk functionality in the issue module.....	8
Improved issue linking	8
Improved web forms	9
Individual number series for lists	9
Issue menu and toolbar simplification.....	9
Issue type/list type administration.....	9
Turn system fields on/off per issue type	10
Send messages to registered email addresses.....	11

About this document

This document describes the main new functionality in the Webforum 17.1 release.

If you are interested in getting access to functionality that you currently do not have, please contact Webforum or a Webforum partner.

Overview

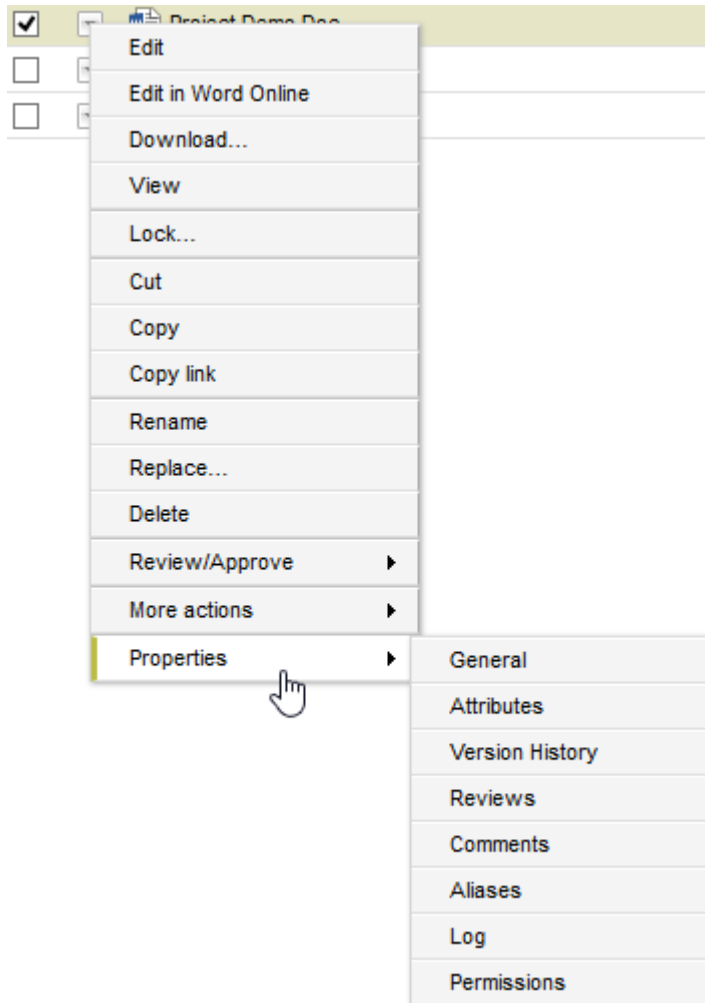
The following functionality is new:

Module/Function	Description of changes
Documents	Simplified document menu
	Export metadata for a folder
	Set a new name when a document is uploaded
	Set metadata when documents are pasted
	Project level document import
	Project level administrator permission
	Possibility to let users see permission settings
Issues/Lists	Risk functionality in the issue module
	Improved issue linking
	Improved web forms
	Individual number series for lists
	Issue menu and toolbar simplification
	Issue type/list type administration
	Turn system fields on/off for issue types
	Send messages to registered email addresses

Documents

Simplified document menu

The document menu has been simplified to make it easier to find the item you're looking for. Some menu items have been moved to submenus.



Export metadata for a folder

It's now possible to select folders for export of metadata. Metadata for all documents in the selected folders and documents is included in the export.

Set a new name when a document is uploaded

An option to set a new name and a description has been added to the upload dialog.

The screenshot shows a dialog box titled "Add document" with two tabs: "Upload Document" (active) and "Register Document Without File". Under the "Set attribute values" section, there are three input fields: "Document" (containing a PDF icon and "Project printout.pdf"), "Title:" (containing "Implementation project"), and "Description:" (empty). A "Previous" link is visible in the top right corner.

Set metadata when documents are pasted

It is now possible to set metadata on documents when they are copy pasted.

The screenshot shows a dialog box titled "Paste" with a "Paste" tab. Under the "Set attribute values" section, there are several input fields and dropdown menus: "Document" (containing a Word icon and "Project Demo Doc.docx"), "Title:" (containing "Project Demo Doc"), "Description:" (empty), "Document type" (dropdown menu with "Doc type with code structure"), "Code structure demo" (dropdown menu with "Lookup code"), and "BSAB" (dropdown menu with "1.1.2 - Windows" and "Lookup code"). Navigation links "Previous" and "Next (1 of 1 files)" are present at the top and bottom right. "OK" and "Cancel" buttons are at the bottom.

Project level document import

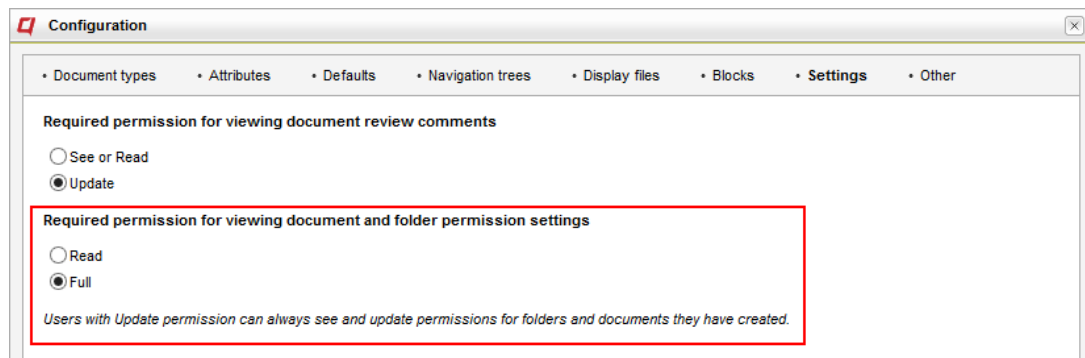
The document import functionality is now available in the projects' document archives.

Project level administrator permission

An administrator level permission has been introduced for the projects' document archives. An administrator on this level has full permission on all folders and documents in the project's document archive and can empty the project's recycle bin.

Possibility to let users see permission settings

A setting has been added for who can see permission settings for folders and documents. The default setting is that only users with Full permission or the the document's or folder's creator with Update permission can see the document or folder, but it's also possible to allow all users with Read permission to see the permission settings.



Issues/Lists




Risk functionality in the issue module

Existing functionality from the Risk module has now been added to issues/lists. The functionality is made available through a setting on the issue type/list type.

Demo Project ▾

Details Resources Planning Documents Issues Project risks Requests f

1 - No available developers

 Assign
 Comment
 Change Status

Name *

No available developers

Description

The project will be delayed if it doesn't get the developer resources needed.
Consider bringing in consultants.

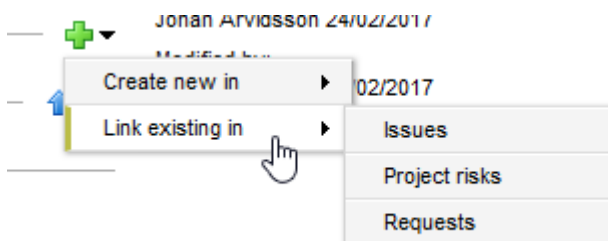
Probability	Consequence	Score
1 - Low ▾	2 - Medium ▾	2

Attachments _____

Linked items _____

Improved issue linking

The issue linking functionality has been improved. It is now easier to create links to other issues in different lists and it's possible to create a new linked issue from the issue that's currently opened.



Improved web forms

The web forms for entering new issues and list items have been improved. The layout has been modernized and new features have been added. Single choice lists can now be displayed as radio buttons and multiple choice lists as check boxes. It's also possible to add headings to the forms. Form administration has also been improved. A possibility to set up confirmation messages has been added. These confirmations are sent via email to those that fill out the forms. Web forms are now copied when projects are copied.

Individual number series for lists

Every lists now has its own number series. The first issue on a list for a project gets number 1.

Issue menu and toolbar simplification

The issue menu and toolbar have been shortened to make it easier to find the important tools and information.

Issue type/list type administration

Administration of issue types/list types is now handled on a separate page under the Admin tab. The functionality has not been changed.

Turn system fields on/off per issue type

Several system fields that were previously turned on/off for the workspace can now be turned on/off for individual issue types/list types. This is now true for most of the fields shown under Additional information on the issue details page. The settings are handled under Admin – Issue types/list types.

Edit Issue Type

Name *

Custom Fields	Available Fields	Selected Fields
		<input type="button" value="➤"/> Severity <input type="button" value="➤"/> Priority <input type="button" value="➤"/> Found in release <input type="button" value="➤"/> Fixed in version <input type="button" value="➤"/> Additional information
System Fields	Available Fields	Selected Fields
		<input type="button" value="➤"/> Is Time Report Enabled <input type="button" value="➤"/> Percent Complete <input type="button" value="➤"/> Start Date <input type="button" value="➤"/> End Date <input type="button" value="➤"/> UOM <input type="button" value="➤"/> Billable

Risk functionality Enables risk functionality such as the risk matrix

Position Store user position (latitude and longitude) when available

Separate list This is the standard issue type. It cannot be shown as a separate list.

OK Cancel

Send messages to registered email addresses

It's now possible to select several issues/list items and send a message to email addresses registered on these issues. It's for example possible to send a message to everyone that has been assigned one of the selected issues.

